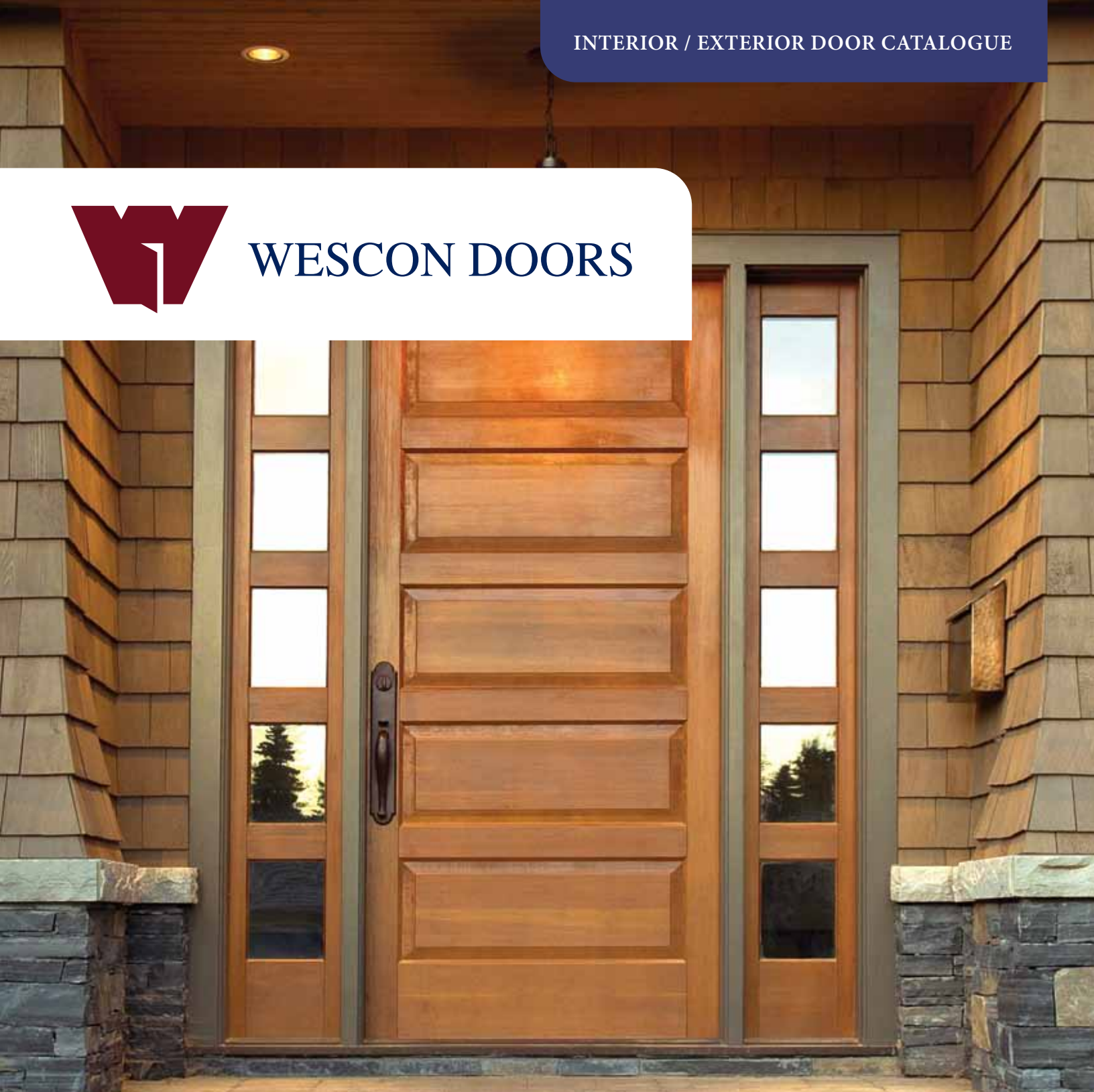




WESCON DOORS



 *elegance by design*



Guide

Building Your Door	3
Shaker	5
Craftsman	7
Panel	9
Plank	13
Wood Bar	14
French & Glass	15
Bifolds & Transoms	17

CONTACT US

For more information on anything you see in this catalogue, please contact us:

General Number 250 748 5595
Toll Free 1 800 665 2700
Fax 250 748 5815
Email info@wescondoors.com

Or, write to us:

Wescon Doors
5120 Polkey Road
Duncan, BC, Canada
V9L 6W3



Uniquely Canadian

Wescon Doors is a 100% Canadian owned and operated company.

Quality and Craftsmanship

At Wescon Doors we're passionate about producing a superior door that will last the ages with durability and style. Only the finest materials and techniques are used in the build process, and each door is meticulously examined to ensure that the highest quality standards are met.

Custom Designs

Our standard door designs, featured in this brochure, are some of the most popular in today's market. However, they hardly describe all that we're able to do — custom doors are our specialty! If you want to modify a standard style, are working with an architect, or saw something you like in a magazine/on TV, let us know! We're more than happy to look at — and build — *your* door!

Unique Materials

Our standard wood species include fir, hemlock, cedar, and maple — but it doesn't stop there! Wescon is able to work with almost every type of wood, from ebony to eco-friendly bamboos and pine beetle pines. Or, for a truly unique look, request a custom door with numerous wood species built into it.

Specialty Glass

Our manufacturing facility includes a glass shop, where we're able to work with numerous types of glass to create a custom piece for your door. We can also modify our standard door styles, replacing one (or more!) wood panels with glass inserts.

THE WESCON GUARANTEE

Your Wescon Door will be handcrafted in Duncan, British Columbia, with only the highest quality materials and production techniques. All doors, whether stock or custom, are built to withstand Canadian winters and summers, and traverse the decades with both elegance and strength.





Our History

Wescon Doors started by accident: In 1985 my brother Frank and I were attending university, building houses in the summer and on weekends to help cover tuition and residence costs. He was studying education, I engineering. One day, a neighbour asked if we'd be interested in building a door for her home — and, via fate or luck, we've been crafting doors ever since.

The company has developed a lot through its history, moving from our parent's workshop (ironically, located in their basement) to a 50,000ft² manufacturing facility, and employing over twenty local craftsmen/company representatives. And, while we still build for our neighbours, our doors can be found as far away as Japan and Ontario.

While we've grown over the years and refined our craftsmanship techniques, we really aren't that different now than in 1985: We remain completely family-owned-and-operated, we continue to build out of Duncan, BC, and only use the highest quality woods and techniques.

Our doors are designed to define your space as your space, all the while navigating time and harsh Canadian winters with strength and elegance. These pages capture a selection of our standard designs, wood species, and glass options — though, we don't stop with stock orders. If you have a certain style in mind that isn't featured, sketch it out and send it in: We're more than happy to build to your vision.

Looking forward to working with you,

Tom Gierc
Owner

Frank Gierc
Owner

Building Your Door

Have a certain style or design in mind for your door? Wescon can build to your vision.

When creating your door there are a number of elements to decide upon:

Location

Where is your door going? Interior and exterior doors differ in materials, so it's important to know early what your space needs.

Creativity

What do you want your door to look like? Flip through this brochure and be inspired by some of our standard door styles.

If you would like something else, sketch it out and send it in — we love custom work, and can partner with a range of specialists in order to make your door your way!


Wood Species and Finishes

Decide on your wood species:



MDF

Engineered board, light and great for painting.



Knotty Alder

Hardwood with a knotty pine-like texture, but a deeper gold colour.



Fir

Clean lines, warm colours, and a vertical grain.



Paint Grade

A mixture of different woods, perfect for painting.



Cherry

Smooth, satin-like texture and a deep red-brown colour.



Bamboo

Delicate grain, extremely strong, and eco-friendly.



Primed

Clean white paint, ready for a colourful coating.



Red Cedar

Straight grain and red colouring. Rot and moth resistant. A West Coast favourite.



Hemlock

Creamy-coloured, similar to fir.



FJ Pine

Strong strips of lightly-coloured pine joined together.



Red Oak

Long, open grained. Extremely strong.



Black Walnut

Coarse texture with a strong grain. Dark brown in colour.



Knotty Pine

Light colouring with lots of tight knots. Great for casual or country homes.



White Oak

Straight grain with a medium texture. Extremely durable.



Mahogany

A Victorian favourite: Close grain and a deep red-brown colour.



Clear Pine

Creamy colouring, with a smooth grain and no knots.



White Maple

A lighter wood, sometimes with curves, bird's-eyes, and fiddle backs.

MANY MORE OPTIONS ARE AVAILABLE:
From clear alder to ebony.

Building Your Door

Glass

What type of glass would you like? Your coming?



Clear

Perfectly clear glass for lots of sunshine and a great view. Standard or tempered (for extra strength and safety).



Glue chip

A delicate, decorative glass with a hoar frost-like swirls.



Fluted

Obscure with modern lines.



Bevel

Glass with a slight tapered edge, which acts as a prism and scatters a rainbow across your home.



Pinhead

Dimpled and obscure.



Granite

Similar to pinhead, but with a coarser pattern.



White laminate

Frosted glass, great if you want lots of light without giving your neighbours a view.



Rain

Heavily patterned and obscure, as if you've been caught in a thunder storm.

CUSTOM GLASS IS ALWAYS AN OPTION:
Speak to us about your ideas!

Coming Options: Brass, zinc, patina, or custom!

Dimensions

What's the size? Measure your opening from side-to-side, top-to-bottom. Note whether this is a rough opening size (taken from the framing lumber) or if door jamb is already in place.

Extra Components

Do you want extra components, like sidelites (on the sides of the door), transoms (above the door), or a decorative shelf (on the door)?

Prehanging

Pre-hanging attaches your door directly to its jamb, so that all you have to do is slide it into place and attach it to the frame.

Hinges



Brass



Antique Brass



Nickel



Satin Nickel



Black



Oil-Rubbed Bronze

Custom hinges and hinge finishes are also available.

Extras

Do you need hardware or shims? Would you like your door primed? Let us know!

Get creative. The sky is, literally, the limit. Wescon can build almost any door, in every size, in any wood species, with every type of glass that's available on the market — all we need is your imagination!

Shaker




SHAKER

5




1PS



1PS ARCH




1PS VG



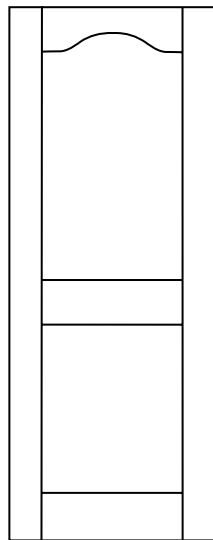
1PS VG ARCH



2PS



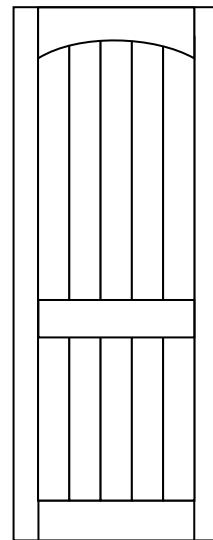
2PS ARCH



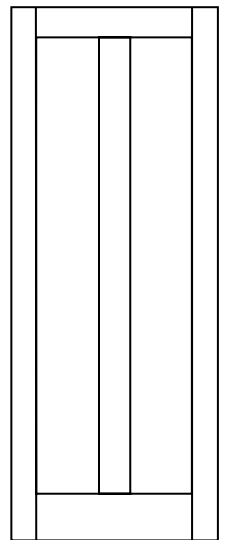
2PS EYEBROW ARCH



2PS VG



2PS VG ARCH



2-2PS

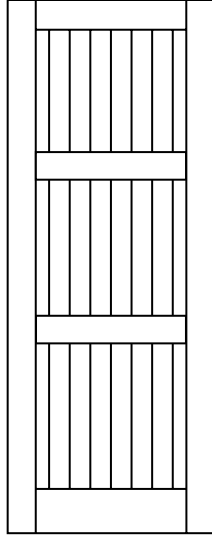
Shaker



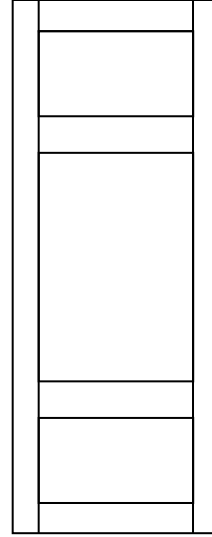
3PS MISSION




3-3PS



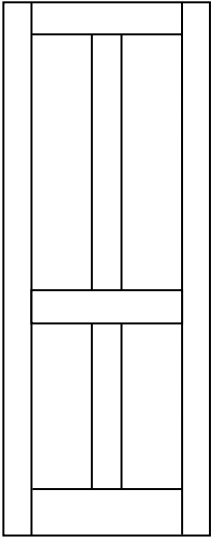
3-3PS VG



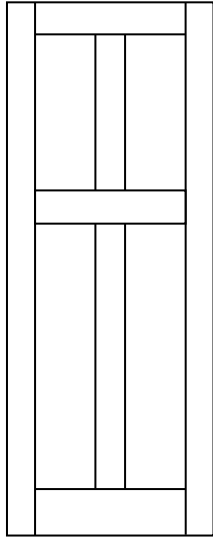
3-1 SHAKER




3-2 SHAKER



4PS



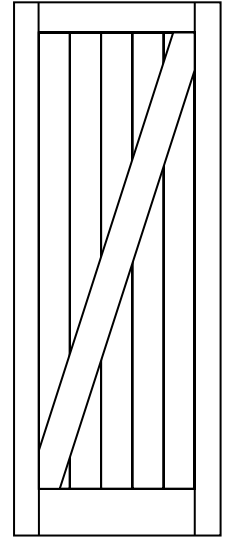
4PS REVERSED




4-4PS




5PS



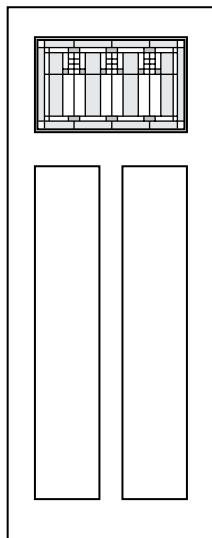
908



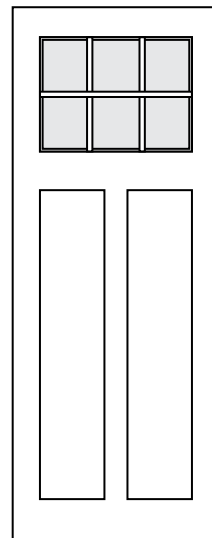
906



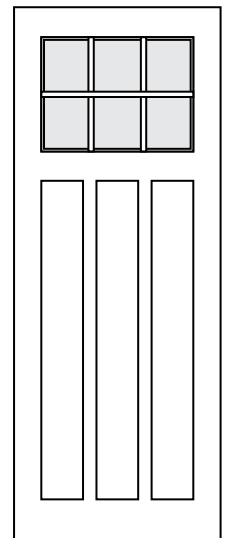
909



525 SHAKER WHISTLER



550 SHAKER

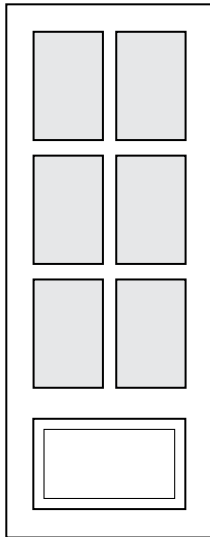


615 SHAKER

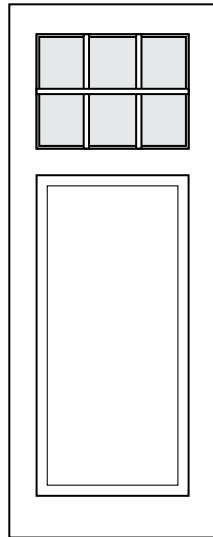
Craftsman

CRAFTSMAN

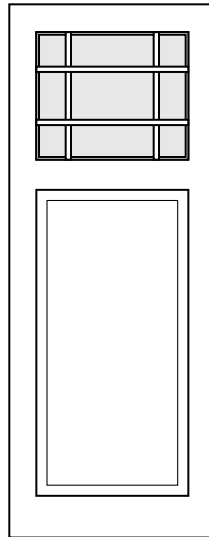
7




510 RAISED PANEL



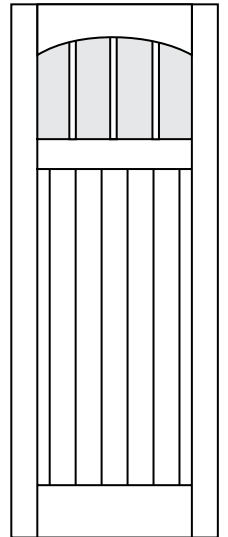
523 RAISED PANEL



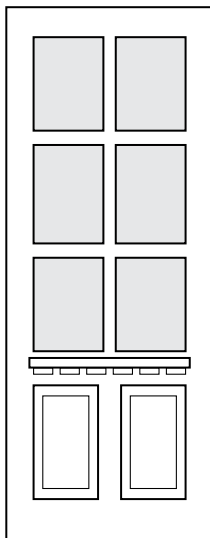
522 RAISED PANEL



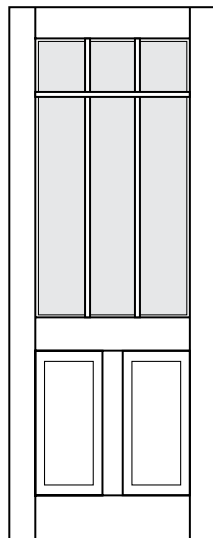
474 V GROOVE



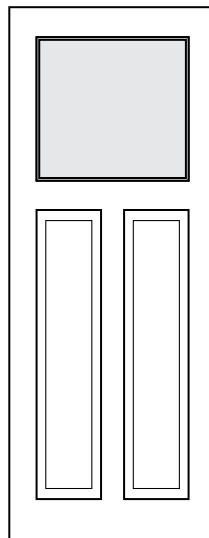
488 V GROOVE



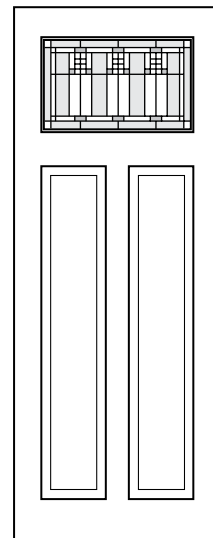
600



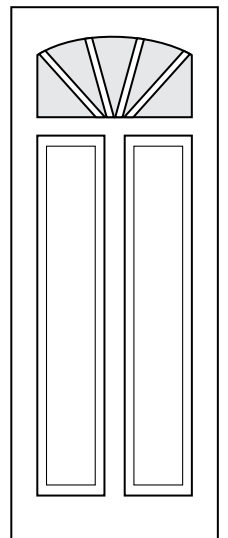
863



507 RAISED PANEL




525 WHISTLER



504 RAISED PANEL


Craftsman



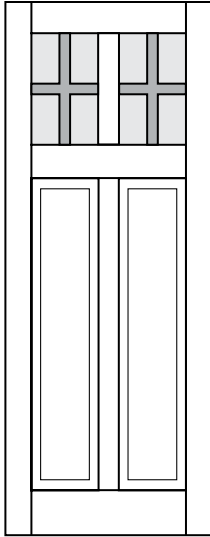
550



650




710-I-FP




690



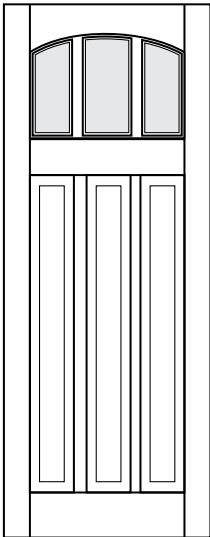
130



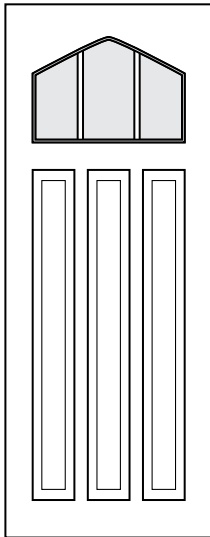
687



545



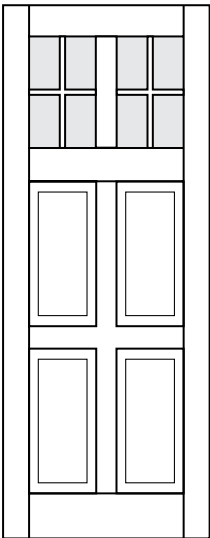
770



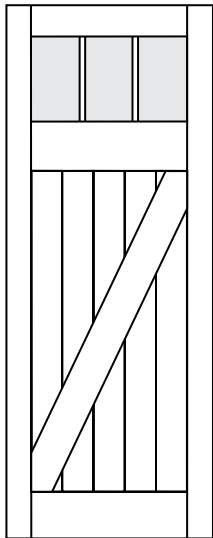
501



318

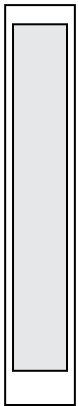


760

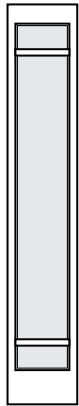


509

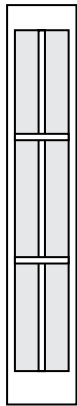
COORDINATING SIDELITES



5001
1 LITE
SIDELITE



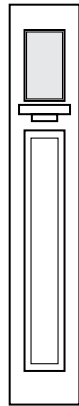
5117
CLASSIQUE
SIDELITE



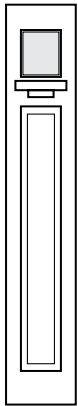
5303
SIDELITE



5522
SIDELITE



5545
SIDELITE



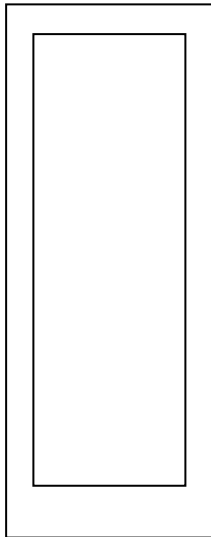
5687
SIDELITE

Panel

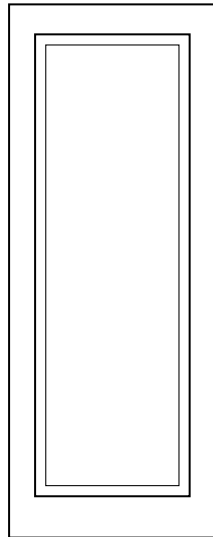


PANEL

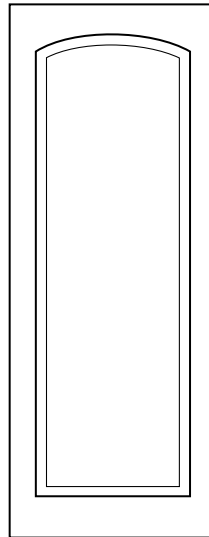
9



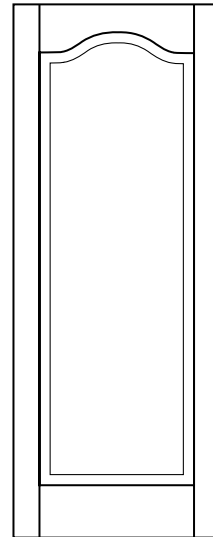
100 1 PANEL



505 RAISED PANEL




505 RAISED PANEL ARCH



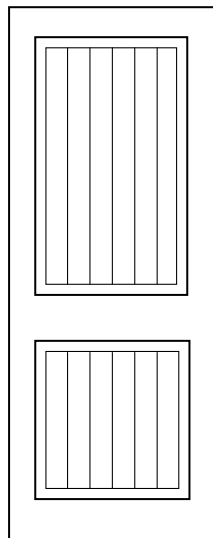
505 RAISED PANEL EYEBROW



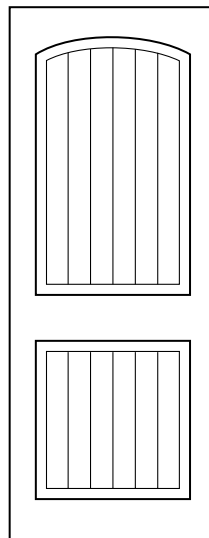
100 2 PANEL



416 2 RAISED PANEL




416 2 PANEL VG



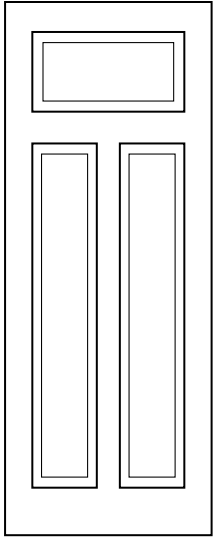
422 2-RP ARCHED VG




603 2-RP CURVE TOP



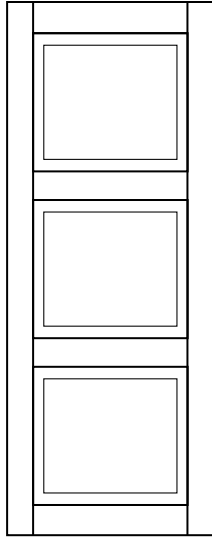
403 3 PANEL



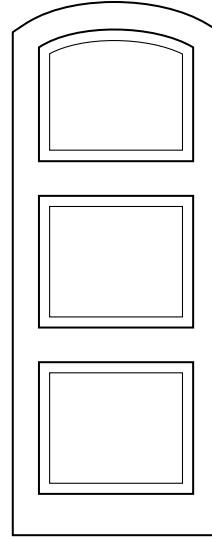
455 3 RAISED PANEL



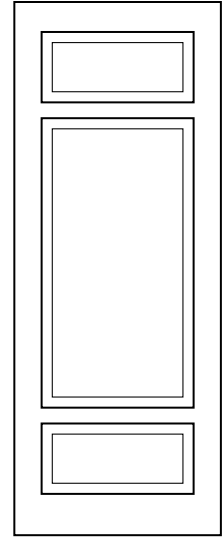
509 RAISED PANEL



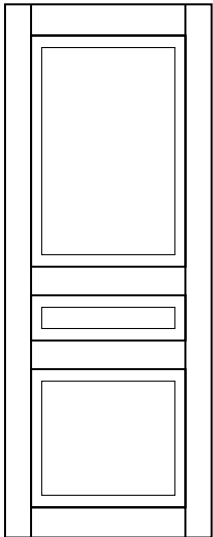
417 RAISED PANEL



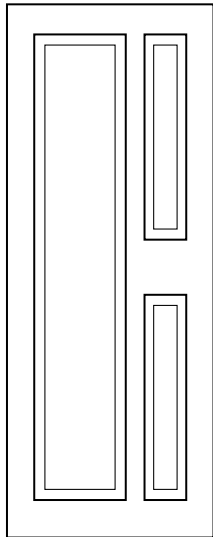
602 RAISED PANEL



524 RAISED PANEL



408 RAISED PANEL




517 3 PANEL



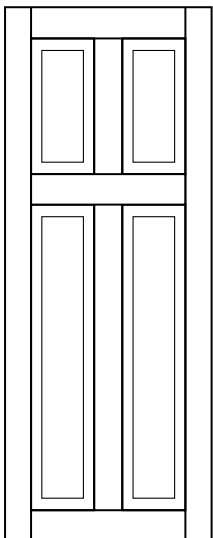
127P RAISED PANEL



127PEB RAISED PANEL



128 RAKER



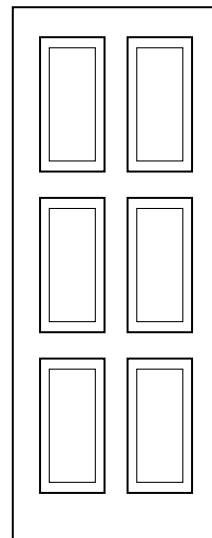
129 RAISED PANEL



450 5 RAISED PANEL



404 5 RAISED PANEL



768 RAISED PANEL




764 RAISED PANEL


Panel

PANEL

11




430 RAISED PANEL




431 4 RAISED PANEL



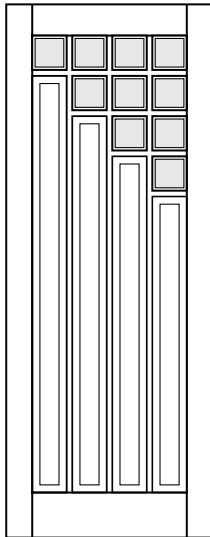
780 RAISED PANEL




516 RAISED PANEL



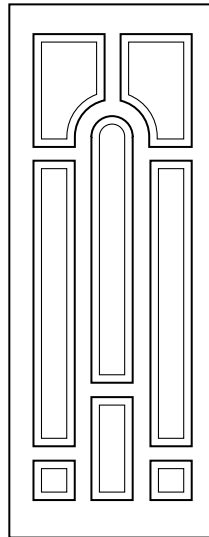
519 RAISED PANEL



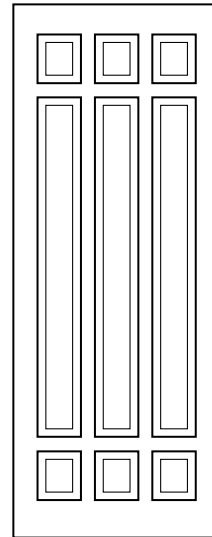
363




518 RAISED PANEL




521 RAISED PANEL



411 9 RAISED PANEL



512 RAISED PANEL



527



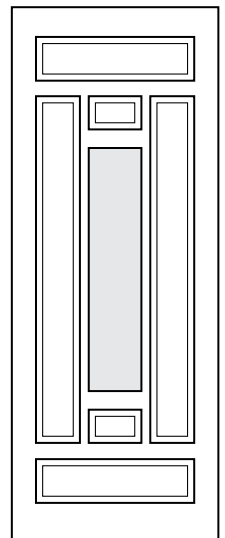
744 4 RAISED PANEL



741 PANEL



791 9 PANEL



511 RAISED PANEL



5200 2 LITE



5300 2 LITE



5500 1 LITE



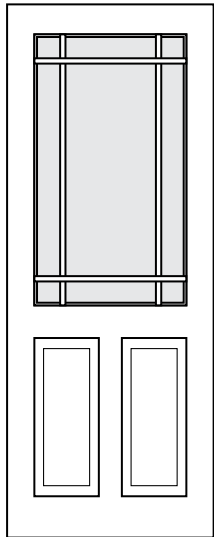
5400 1 LITE



5137 RAISED PANEL




137 9 LITE



506 RAISED PANEL




751 THERMAL 1 LITE



514 RAISED PANEL DBL

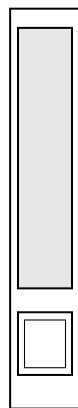


751 THERMAL 9 LITE

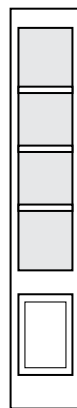


515 RAISED PANEL DBL


COORDINATING SIDELITES



5400
SIDELITE



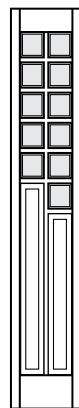
5102
4 LITE
SIDELITE



5102
1 LITE
SIDELITE



5200
SIDELITE




5363
SIDELITE

Plank




PLANK


13



406 PLANK
CUSTOM V-GROOVE




401 PLANK



402 PLANK 10 LITE



405 PLANK



604 VG PLANK



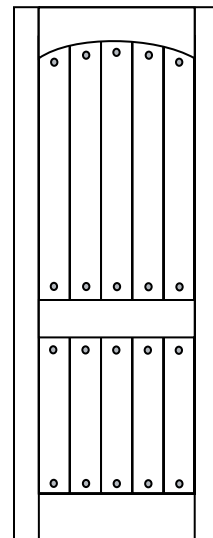
490 V GROOVE



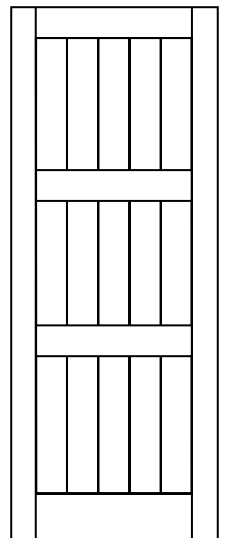
700 ARCH TOP VG



475 FLUTED



489 ARCH TOP VG



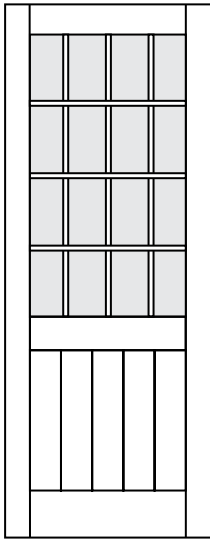
488



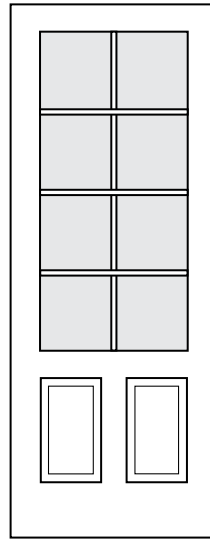
117 12 LITE



117 15 LITE



449 16 LITE




102 8 LITE



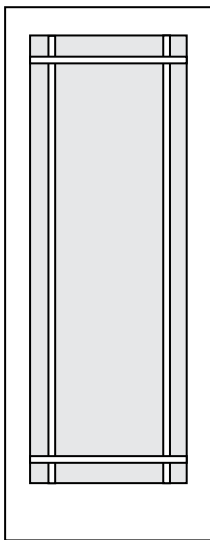
102 12 LITE



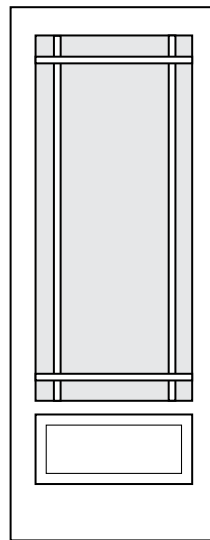
111 5 LITE



107 4 LITE




117 CLASSIQUE

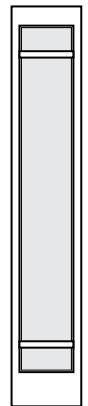


113 9 LITE

SIDELITES




5117 SIDELITE



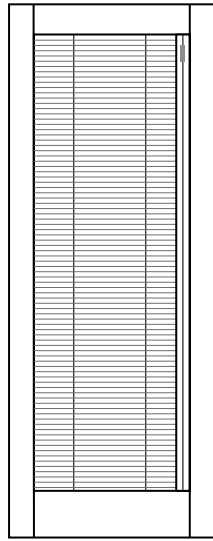
5117 CLASSIQUE SIDELITE

French & Glass

French & Glass



100/5001 1 LITE



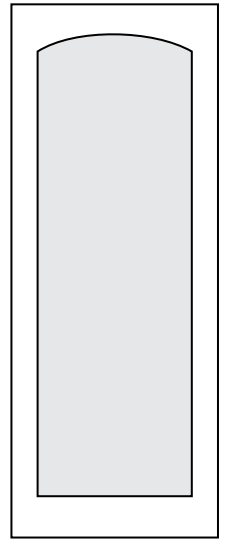
100 BLINDS




5002 1 LITE



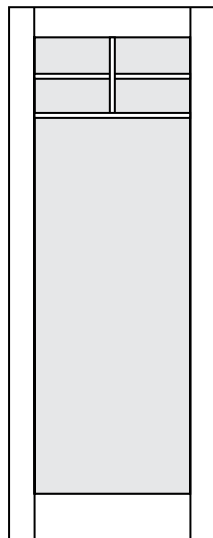
200 1 LITE



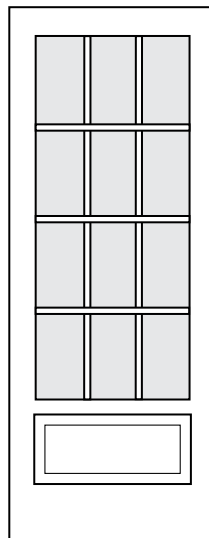
300 1 LITE



111 4 LITE



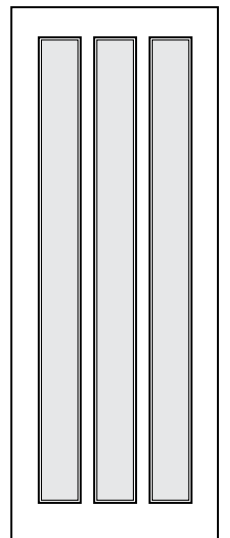
108 5 LITE



113 9 LITE



102 1 LITE



403 3 LT



100 ALEX




100 CHARLOTTE



100 CHARISA



100 PERSIA



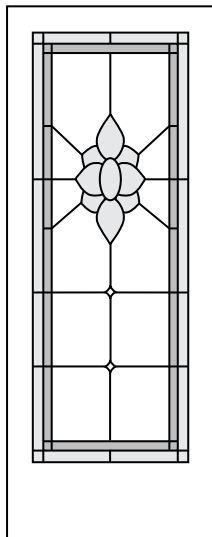
100 VERSAILLES




100 CHARMAINE



100 MARQUISE



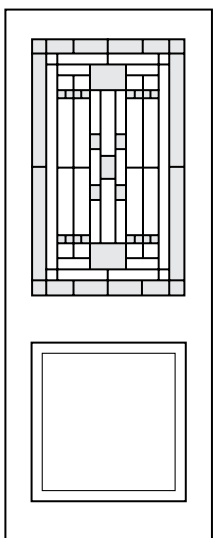
100 VICTORIA



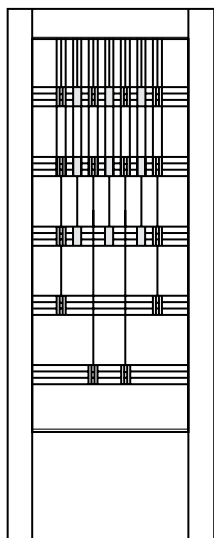
100 JENICA



100 NATASHA

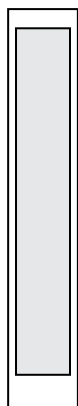


BLACKCOMB

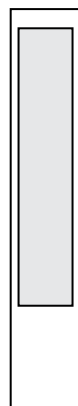


CYPRESS
(custom)

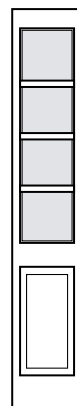
COORDINATING SIDELITES



5001
1 LITE
SIDELITE



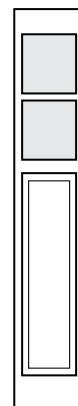
5002
1 LITE
SIDELITE



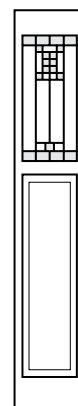
5527
SIDELITE



560
SIDELITE

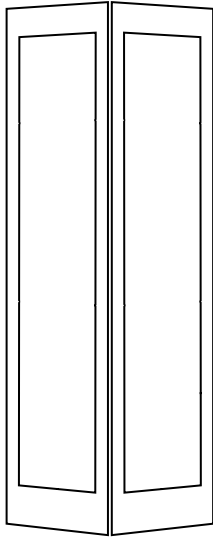


5550
SIDELITE



WHISTLER
SIDELITE


Bifolds & Transoms




1PSB




2PSB



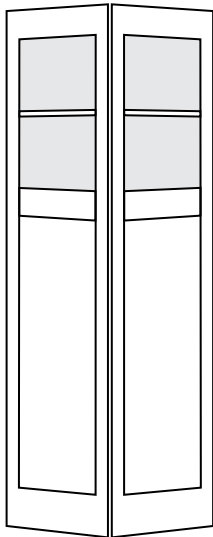
3PSB




2PSB V-GROOVE




3PSB 1 LITE



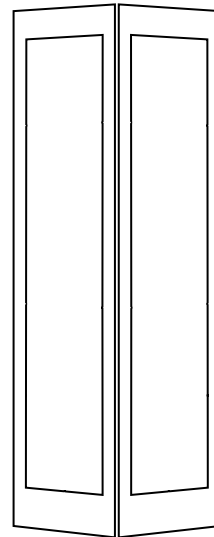
3PSB 2 LITE



3-3PSB



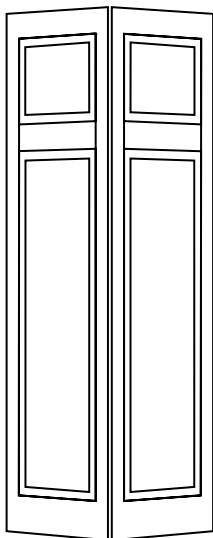
5PSB




100 FLAT PNL




127 RAISED PANEL



765




768 RAISED PANEL



766




764 RAISED PANEL

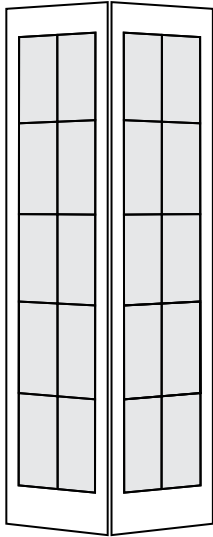


780 RAISED PANEL


Bifolds & Transoms




117 10 LT WOODBAR




100 10 LT CHARLOTTE



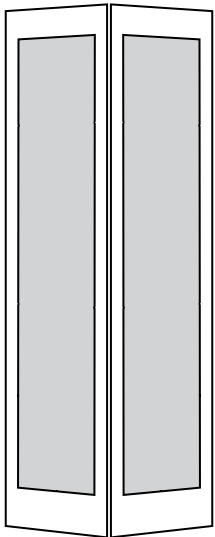
100 10 LT ALEX BEVEL



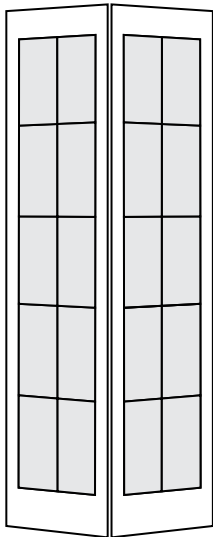
743 1 LITE



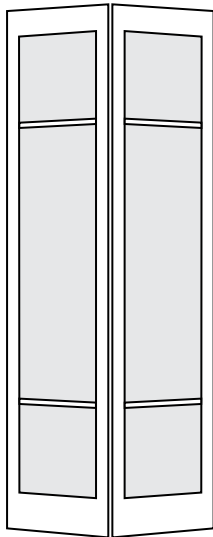
101 6 LT ALEX BEVEL



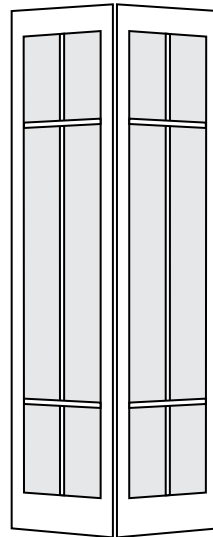
100 1 LT MIRROR



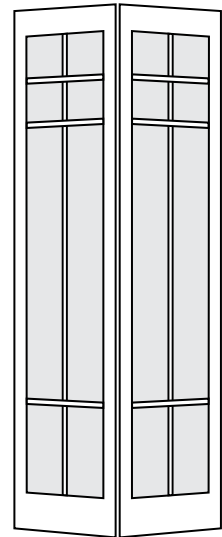
100 10 LT MIRROR



760 3 LITE




761 6 LITE

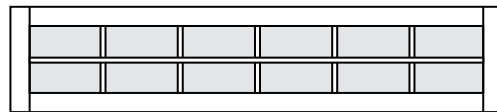


762 8 LITE


TRANSOMS



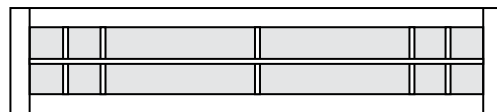
5112



5120



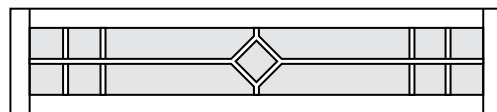
5123



5121



5128



5122

LOOKING FOR MORE DOORS?

Wescon Doors maintains a complete collection of door types and styles on our website.

Visit wescondoors.com for more information.

Disclaimer: Every Wescon Door door is uniquely handcrafted; variations will occur.



General Number 250 748 5595
Fax 250 748 5815

Toll Free 1 800 665 2700
Email info@wescondoors.com

5120 Polkey Road, Duncan, BC, Canada V9L 6W3